



Husqvarna®

HUSQVARNA

# Automower® and Battery Range



# Trust the leader

Research, innovation and lush, green lawns have made Husqvarna a world leader in robotic mowing. We are proud that more than two million home owners around the world are trusting us to keep their lawns in perfect shape.

Designed for functionality and durability, Automower® works quietly, efficiently and autonomously to give you the best finish. Day and night, whatever the weather, it gets on with the job leaving you with more time to enjoy life and your garden.

Automower® uses the latest technology such as GPS assisted navigation and built-in sensors to ensure your entire lawn stays healthy and well-kept. With Automower® Connect, your mower is also ready for smartphone connection, voice control and smart home integration.

Thanks to our extensive product range, there is a Husqvarna Automower® model that fits your garden and your needs.





WHICH PRODUCT IS  
RIGHT FOR YOU?

FIND YOUR PERFECT MATCH



# Robotic mowers for every garden

With Husqvarna Automower® you will unlock hours and hours of free time each year. Instead of mowing the lawn, you can spend more time with your family and friends, and engage in activities and projects that are more enjoyable. Put your mind at ease knowing that your lawn is always kept in perfect shape by your robotic mower. Quietly and effortlessly, rain or sunshine.

Every garden is unique — including yours. That said, the many different models in the wide Automower® range cover everything from smaller urban gardens to challenging areas up to 5,000 m². Ensuring full coverage of complex lawns with remote areas and narrow spaces is a hallmark of Husqvarna Automower®.

Tough slopes and uneven ground are matched by large wheels, low centre of gravity and optimised balance. If you have a garden with extreme challenges, the all-wheel drive model can tackle slopes up to an impressive 70 % (35°).



## Covers all areas

The guide wire helps ensure that Automower® reaches remote work areas. It also helps it find the shortest way back to the charging station, saving energy and avoiding visible tracks.



## Manages narrow spaces

Automower® senses narrow passages and finds its way through even the narrowest gaps.



## Works in the rain

Automower® gives you great cutting results in any type of weather. Its vital parts are safely protected from rain, as well as dust and grass clippings.



## Recharges automatically

Automower® finds its way back to the charging station automatically. It recharges for about 60 minutes, then resumes mowing — all without any effort on your part.



## Less noise

You'll be surprised how quickly you forget about your robotic mower. You'll hardly notice it as it rolls around your garden doing its job quickly, quietly and efficiently.



## Manages steep slopes

Thanks to optimised design and intelligent behaviour, Automower® all-wheel-drive models can cope with slopes up to 70% (35°), whereas our other models easily handle inclinations of up to 45% (24°).

# A smarter choice than ever

All Automower® features have been carefully designed to be as intelligent and user-friendly as possible. True to the Husqvarna heritage, Automower® takes advantage of the latest technology while also offering the outstanding reliability of Swedish engineering.

GPS assisted navigation and built-in sensors help adjust its operation according to factors such as grass growth, weather conditions and tricky areas. No matter how complex your garden is, your entire lawn will always have a healthy and well-kept look.



## GPS assisted navigation

An onboard GPS system creates a map of the garden, including where the boundary and guide wires are installed. Automower® will then remember which parts of the garden it has covered and adjusts its mowing pattern accordingly. This will ensure optimized lawn coverage and an excellent cutting result.



## Weather timer

Adapts the time spent mowing so Automower® works more in periods of strong grass growth and less in dry, sunny weather.



## Spiral cutting

When it enters an area with taller grass than average, Automower® will work in a concentrated systematic spiral pattern to even out differences.



## Remote object detection

Automower® uses ultrasonic technology to detect objects in the cutting path. The mower slows down to gently bump against the object, turn and continue its work.



## Automatic Passage Handling

All Automower® models can manage passages as narrow as 60 cm. Automatic passage handling makes installation easier and minimises track marks.


NEW

## Automower Intelligent Mapping - AIM®

AIM® gives you complete control of your lawn directly from your smartphone via the Automower® Connect app. The AIM® technology improves the robotic mower's precision by using GPS and sensors on your mower to map your lawn. The generated map view is then accessed in the Automower® Connect app, enabling the following features and benefits:

- Zone control: create work areas and stay-out zones on the map giving you more control without changing the installation.
- Work areas: define different areas of your lawn and apply different schedules and cutting heights to each area.
- High precision: monitor where the robotic mower is in real time.
- Enhanced map view: displays where the guide wires and boundary wires are located.

Available on the 405X, 415X and the 435X AWD from Spring 2022.



## Automower® Connect

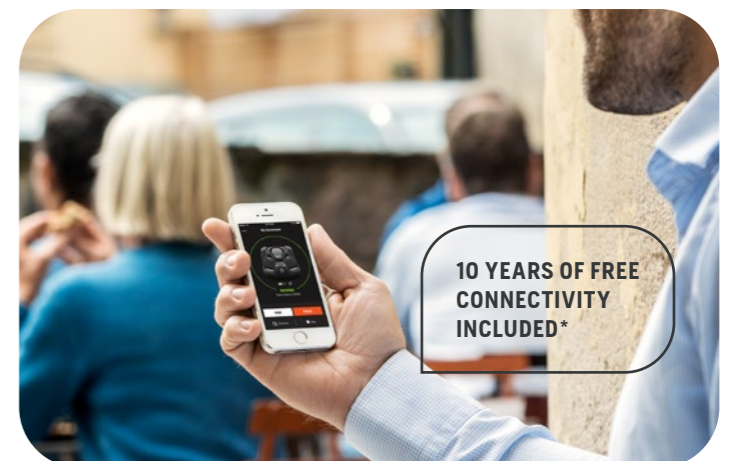
With Automower® Connect, your robotic mower is ready to become part of your smart home. You can voice-control it with Amazon Alexa or Google Home, and you can use it in IFTTT applets.

Perhaps you want it to park when your kids come home from school or perfectly synchronise it with the weather?

## Full connectivity putting you in control

Thanks to GPS tracking and full connectivity, you can follow your Automower® robotic mower and update its settings wherever you are. Automower® Connect is featured on all X-Line models. For Automower® models equipped with Connect@Home (Bluetooth® connection), Automower® Connect Kit is available as an accessory.

\* The included Automower® Connect life-time service only applies if there is a third party sub-supplier of 3G/4G available in the operational area.



10 YEARS OF FREE CONNECTIVITY INCLUDED\*

# How it works

## Boundary wire

## Guide wire

## It's easy to set up

The working area and areas you want your Husqvarna Automower® to avoid are defined by a boundary wire, which is easily laid out around the desired cutting area.

Visit [husqvarna.com](https://husqvarna.com) to learn more.

## Navigation

- The boundary and guide wires are staked to the lawn or buried just below the surface. A staked wire disappears into the lawn after a few weeks.
- The mower stays inside the boundary wire laid around the perimeter of the working area.
- The charging station transmits a signal to the wire that guides the mower where to cut and also guides it to the charging station.

## Irregular movement pattern

- No need for specific programming.
- Covers all parts even if the lawn is complex and/or contains trees, flowerbeds, passages, etc.
- Allows the grass to get cut from different directions, creating a smooth carpet-like surface.

## Recharging

When it's time to recharge, the robotic mower finds the charger by using one of three methods:

- By picking up a signal from the charging station antenna.
- By following the guide wire back to the charging station.
- By following the boundary wire until it's within reach of the home signal.

## Efficient cutting technique

- The grass is cut with three fine, razor-sharp blades.
- The three free-hanging blades are mounted on a disc and are easily replaced.
- The blades can rotate back into the disc to minimise damage, should they hit hard objects — stones, branches, etc.
- The grass clippings are so fine and small they don't need to be collected.

## Impressive cutting result

Automower® uses razor-sharp blades to cut every blade of grass, resulting in a lush, green lawn that conventional blades cannot achieve. The grass clippings become a natural fertilizer, helping to keep lawns lush and green.

## Collision and lift sensors

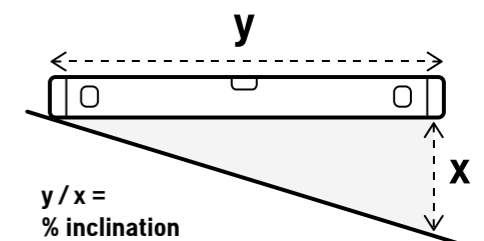
Collision and lift sensors increase safety. When the mower runs into an object it'll reverse, turn and choose another direction. If it's lifted, the blade and mower will stop immediately.

## Mowing cycle

- The concept is to keep short grass short.
- Automower® finds the charging station automatically.
- Charges for approximately 60 minutes.
- Resumes mowing, day in and day out regardless of the weather (except snow).



## How to calculate your lawn's inclination



Place a spirit level on the ground and hold it horizontally level. Measure the distance to the ground from the end of the level that does not meet the ground. Then divide that distance by the length of the level. The result you get is the inclination in %. An example: If the distance is 10 cm and the length of your spirit level is 50 cm, the inclination is 20%.



# Automower® Range

In our wide range of Automower® models there is a solution for every garden. There are models that handle everything from small to large lawns, complex or simple – all providing the perfect finish. The X-Line series models are equipped with the X-Line feature package, including Automower® Connect with GPS theft tracking, GPS assisted navigation, LED headlights, front rubber bumper and X-Line body design.

 The mower's maximum working area      The maximum incline it handles



**Automower® connect**

All Automower® X-Line models feature Automower® Connect, which makes them ready for smart home integration, GPS tracking and app control from anywhere in the world.



## Automower® 435X AWD

The world's first Husqvarna™ Automower® AWD makes easy work out of the most demanding lawns of up to 3,500 m². Managing slopes of up to an impressive 70% (35°) incline, it delivers great results even in the most challenging hilly grass areas.

 3,500 m²      70% (35°)      Automower® Connect



## Automower® 450X


The most advanced and equipped 2WD model on the market. For large gardens up to 5,000 m² with greater challenges, it handles demanding, complex and separated lawn areas with more than one passage and steeper slopes.

 5,000 m²      45% (24°)      Automower® Connect



## Automower® 430X

Premium model and the perfect choice for all, including highly complex gardens up to 3,200 m². Easily handles narrow passages, trees, bushes and steep slopes.

 3,200 m²      45% (24°)      Automower® Connect



## Automower® 415X


High performance model is the perfect choice for every mid-sized garden. Mows complicated lawns up to 1,500 m², handling both narrow passages and slopes up to 40% (22°) Supported by AIM Technology, which offers enhanced features and benefits.

 1,500 m²      40% (22°)      Automower® Connect



## Automower® 405X

High-performance model suited for smaller lawns. Mows complicated lawns up to 600 m², handling both narrow passages and slopes up to 40% (22°). Supported by AIM Technology, which offers enhanced features and benefits.

 600 m²      40% (22°)      Automower® Connect



## Automower® 310 Mark II

A robust mower for small to medium-sized lawns and complex gardens up to 1,000 m². A compact 4-wheeled design means it can handle slopes with a 40% incline and guide itself through narrow passages.

 1,000 m²      40% (22°)      Automower® Connect@Home (Bluetooth®)



## Automower® 305

The perfect choice for smaller lawns with complex areas. Features the latest technology while also being compact and easy to use.

 600 m²      40% (22°)      Automower® Connect@Home (Bluetooth®)

# Automower® Range Overview

		AUTOMOWER® SERIES		AUTOMOWER® X-LINE SERIES					
		MODEL NO.	305	310 Mark II	405X	415X	430X	450X	435X AWD
SUPERIOR LAWN	Area capacity		600 m²	1,000 m²	600 m²	1,500 m²	3,200 m²	5,000 m²	3,500 m²
	Slope performance (Incline)		40% (22°)	40% (22°)	40% (22°)	40% (22°)	45% (24°)	45% (24°)	70% (35°)
	Search methods		3	3	3	3	4	5	4
	Guide wire		1	1	1	1	2	3	2
	Remote starting points		×3	×3	×3	×3	×4	×5	×4
INTELLIGENT	Electric cutting height adjustment		-	-	●	●	●	●	●
	Advanced Intelligent Mapping		-	-	●	●	-	-	●
	Automower® Access		-	-	-	-	-	-	●
	Automower® Connect with GPS theft tracking		-	-	●	●	●	●	●
	Automower® Connect@Home		●	●	●	●	●	●	●
	GPS assisted navigation		-	-	●	●	●	●	●
	FOTA - firmware over the air		○	○	●	●	●	●	●
	Profiles (settings memory)		●	●	-	-	●	●	-
	Slope control		●	●	●	●	●	●	●
	Automatic passage handling		●	●	●	●	●	●	●
	Systematic passage mowing		●	●	●	●	-	-	-
	Smart Home integration		○	○	●	●	●	●	●
	Spiral cutting		●	●	●	●	●	●	-
	Spot cutting		●	●	●	●	●	●	-
	Voice Control		○	○	●	●	●	●	●
SAFE	Weather timer		●	●	●	●	●	●	●
	Blade disc balance control		●	●	●	●	●	●	●
	LED headlights		-	-	●	●	●	●	●
	Remote object detection		-	-	-	-	-	●	●
	Rubber bumper		-	-	●	●	●	●	●
RELIABLE	Pivoting blades		●	●	●	●	●	●	●
	Alarm/pin code theft protection		●	●	●	●	●	●	●
	Backlit display/keypad		-	-	-	-	●	●	●
ECO-SMART	Easy cleaning		●	●	●	●	-	-	-
	Large display		●	●	●	●	●	●	●
	Eco-mode		●	●	●	●	●	●	●
	Skid plate		●	●	●	●	●	●	●
	Ultra-silent drive		-	-	-	-	●	●	●

### PROFESSIONAL ROBOTIC LAWN MOWERS

Professional Automower® units are designed for use by landscapers, property managers and other fleet owners. In addition to Automower® Connect, each mower features commercial design and durable construction. Built-in compatibility with Husqvarna Fleet Services™ allows for remote monitoring and tracking.



\* Noise emissions in the environment measured as sound power (LWA) in conformity with EU directive 2000/14/EC. The guaranteed sound power level includes variation in production as well as variation from the test code with 1-3 dB(A). Range Overview Data is accurate at the date of publication.

### All-wheel-drive

The impressive slope performance of our all-wheel-drive mower means that you no longer have to deal with tough inclines where it's close to impossible to operate a brushcutter or a hover mower.

### Search methods

Several possible methods for the mower to find the fastest and most efficient way back to the charging station:

- Signal from the antenna in the charging station (reach 0–7 meters)
- Follow guide wire (1–3 pcs depending on model)
- Follow boundary wire

### Remote starting points

Allows you to start Automower® away from the charging station. Useful when there are narrow passages separating lawn areas to ensure a uniform cutting result.

### Slope performance

Automower® can handle slopes up to 70% (35°). The optional terrain kit accessory improves performance in certain conditions. The built-in slope compensation features ensures a perfectly cut lawn, even on slopes and other challenging surfaces.

### Electric cutting height adjustment

Adjust the length of your grass with a simple push of a button on the keypad, a turn on the Automower® Access jog wheel, or via the Automower® Connect app.

### Guide wire

The unique guide wire offers a direct, reliable return path. Selected models may also use the boundary wire to find their way back to the charging station.

### Dual cutting directions

The thin razor blades have two edges and the blade motor spins in both directions to maximize blade life.

## Safe

### Blade disc balance control

Automatically detects imbalance in the cutting system caused by missing, double-mounted or bent blades.

### LED Headlights

Effective LED lights help you see the mower working in the dark. If a malfunction occurs, the lights will start flashing.

### Remote object detection

Automower® slows down as soon as it senses a nearby object, reducing the risk of collision damage.

### Pivoting blades

Sharp, pivoting blades cut rather than tear the grass, which reduces noise and energy consumption. Encountering hard objects, the blades will pivot back into the cutting disc upon impact to avoid shattering.

### Theft protection

Husqvarna Automower® is equipped with an alarm and cannot be used without the personal PIN code. With Automower® Connect you can also receive alarms and track its position in case of theft.

### Rubber bumper

Protects the body during collisions.

## Reliable

### All rubber tires

Good wear resistance and low noise when running over hard surfaces.

### Backlit display/keypad

For easier interaction with your Automower® at night.

### Designed for long life

High quality brushless motors, stainless bearings and rubber sealings ensure long-lasting functionality.

### Large display

For extra ease of use.

### Easy cleaning

It's easy to clean all external surfaces with a water hose — for easy maintenance.

### Automower® Access

435XAWD has a modern and simplified jog-wheel user interface with a high-resolution display for easy interaction. All other models have an intuitive graphic menu structure.

### Automower® Connect with GPS theft tracking

Automower® Connect gives you full control wherever you are, thanks to GPS tracking and connection via the mobile phone network. Among other things it enables starting and stopping, and you can also track your mower if it has stopped or been moved.

### Automower® Connect@Home

Automower® Connect@Home makes it easy to manage your mower from your smartphone. Using Bluetooth based connectivity within 30 meters, you can control, configure and receive notifications from your mower.

### GPS assisted navigation

An onboard GPS system creates a map of the garden, including where the boundary and guide wires are installed. Automower® will then remember which parts of the garden it has covered and adjusts its mowing pattern accordingly. This will ensure optimised lawn coverage and an excellent cutting result.

### Profiles (settings memory)

Memories for groups of settings. Great if you operate the mower in more than one location.

### Slope Control

Intelligent behaviour in steep slopes for better traction and less wear on the lawn.

### Automatic passage handling

All Automower® models can pass through passages as narrow as 60 cm. Automatic passage handling is a function that makes installation easier and minimises track marks.

### Systematic passage mowing

To deliver excellent cutting results everywhere, the robotic mower can be set to automatically switch its mowing pattern from random mode to systematic mode in narrow passages.

### Open API

All data from your mower is available if you want to do your own programming.

### Weather timer

Adapts the time spent mowing so your Automower® works more often during periods of strong grass growth and less in dry, sunny weather.

### Smart home integration

With Automower® Connect you can fully integrate your robotic mower into your smart home. Voice-control it with Alexa and Google Home, use it in IFTTT routines and more.

### Spiral cutting

When it enters an area with taller grass than average, Automower® will work in a concentrated systematic spiral pattern to even out differences.

### Spot cutting

Start spiral cutting immediately. Great if you want Husqvarna Automower® to focus on a small area.

### Voice control

All Automower® Connect equipped models are compatible with Amazon Alexa and Google Home. This means all you need to do is give your smart speaker a voice command, and Automower® will jump to the task. You can execute the most common commands such as start, stop, park and get status updates from your mower by simply asking your smart speaker.

## Eco-smart

### Eco-mode

With Eco-mode activated, the loop signal in the boundary and guide wire will automatically turn off when the mower returns to the charging station, or is not allowed to mow due to timer settings.

### Skid plate

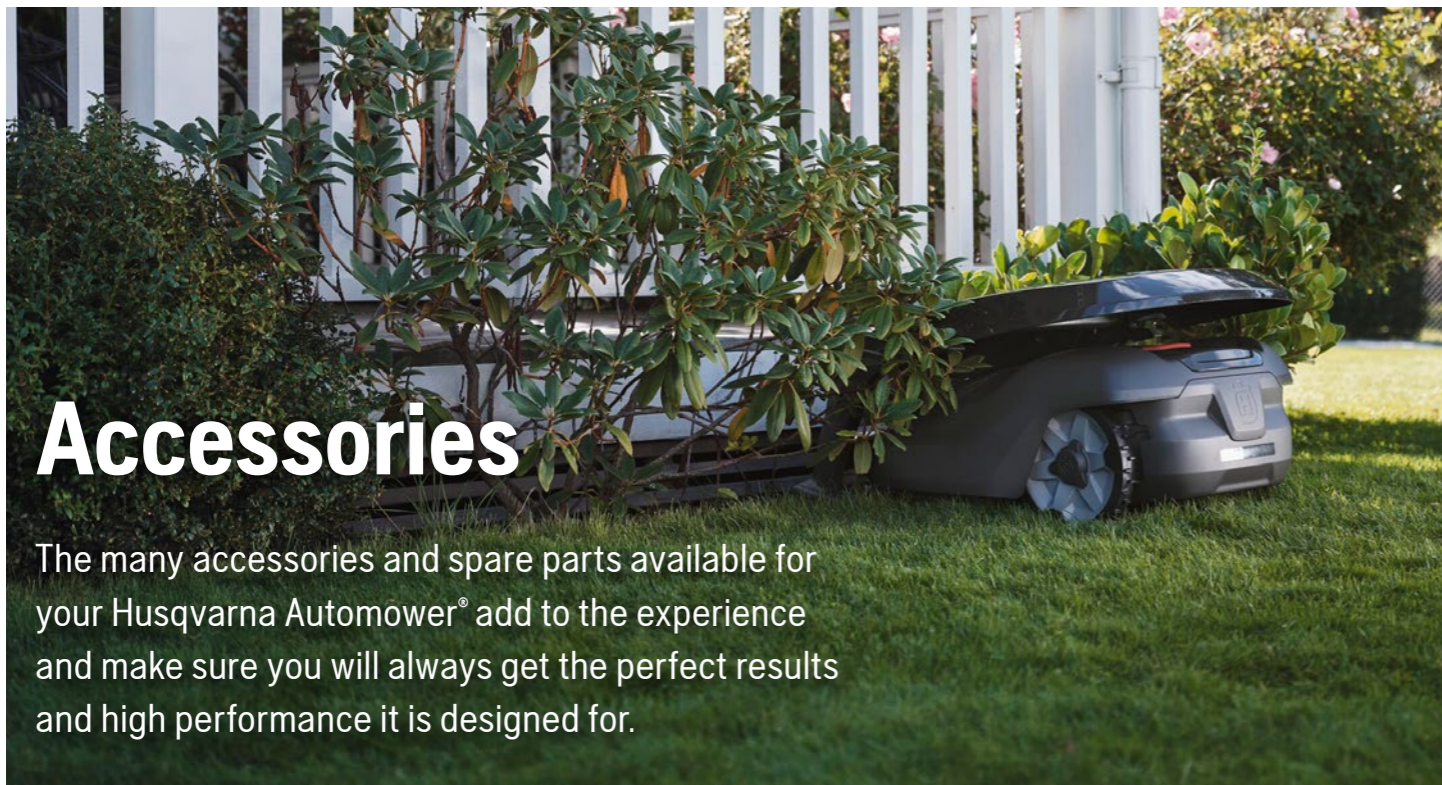
Reduces energy consumption, protects the cutting disc and helps keep blades clean.

### Ultra-quiet drive

Innovative motor design further reduces noise from the wheel drive system.

# Under the hood there is over 25 years of innovation and engineering





# Accessories

The many accessories and spare parts available for your Husqvarna Automower® add to the experience and make sure you will always get the perfect results and high performance it is designed for.

### Automower® Endurance Blades

Husqvarna Automower® Endurance blades provide more than twice the lifetime compared to classic blades thanks to the new design. The new design using C125 Carbon Steel allows for a harder and sharper edge without compromising on safety standards and provides cutting edges on all 4 sides.

VISIT HUSQVARNA.COM TO SEE OUR FILM ABOUT SAFETY BLADES

6 pcs, 595 08 44-01  
45 pcs, 595 08 44-02  
300 pcs, 595 08 44-03

Use original Husqvarna blades only. Tested and approved by independent Intertek for safety, function and noise levels in compliance with the Machine Directive.

### Husqvarna Automower® Long-Life Safety Blades

Husqvarna C75 carbon steel safety blades. Combines high strength properties and sharpness for a long lifetime.

9 pcs, 577 86 46-03  
45 pcs, 577 60 65-05  
300 pcs, 577 60 66-04

Use original Husqvarna blades only. Tested and approved by independent Intertek for safety, function and noise levels in compliance with the Machine Directive.

### Automower® Connect Kit

Control and configure your Automower® from anywhere in the world with the Automower® Connect app. Features theft protection with GPS tracking. Automower® Connect is standard on Husqvarna Automower® 315X, 405X, 415X, 430X, 450X and 435X AWD. Available as an accessory for Husqvarna Automower® 305, 310 and 310 II.

305/310, 586 66 23-08



### Installation Kits

Kit Large — for open lawn areas of max 5,000 m² or complex lawn areas of max 2,500 m². Kit Medium — for open lawn areas of max 2,000 m² or complex lawn areas of max 1,000 m². Kit Small — for open lawn areas of max 800 m² or complex lawn areas of max 400 m².

Large — includes Loop Wire × 400 m / Cramps × 600 pcs / Splicers × 5 pcs / Connectors × 5 pcs  
967 97 23-01

Medium — includes Loop Wire × 250 m / Cramps × 400 pcs / Splicers × 3 pcs / Connectors × 5 pcs  
967 97 22-01

Small — includes Loop Wire × 150 m / Cramps × 300 pcs / Splicers × 3 pcs / Connectors × 5 pcs  
967 97 21-01

### Temporary Fence

These robust steel arches offer the ideal solution when you need to temporarily fence off a certain lawn area from being mowed by your robot.

12 pcs, 597 98 70-01

### Standard Boundary Wire

Husqvarna original 2.7mm wire for defining the cutting area and securing mower guidance. Suitable for most installations and easy to install.

150m, 597 23 78-01  
250m, 580 66 20-06  
800m, 580 66 20-09

### Repair Kit

A handy kit for repairing the boundary wire or making smaller adjustments of the work area.

597 53 95-01

### Wheel Brush Kit

Keeps the driving wheels clean to maintain good traction.

305/405X/415X, 597 70 46-01  
310/310 II/315X, 587 23 57-01  
430X/440/450X, 581 90 31-02

### Housing

Protects the charging station and the robotic lawn mower from exposure to sun and rain.

305/310/310 II/315X/405X/415X, 587 23 61-01  
430X/450X/550, 585 01 94-01  
435X, 597 63 53-01

### Heavy Duty Boundary Wire

With a 100% copper core and isolated surface this premium 3.4mm wire offers long-time reliability for large and complex areas.

500m, 522 91 41-02

### Cleaning and Maintenance Kit

Equipment for light cleaning and maintenance of your mower during season.

590 85 51-01

### Rough Terrain Kit

Provides excellent traction on rough and sloping lawns.

305/405X/415X, 597 70 54-01  
310/310 II/315X, 587 23 53-01  
430X/440/450X, 581 88 97-02

### Pro Boundary Wire

5.5 mm diameter extra-durable boundary wire for areas with high demands on strength. The double insulation cable makes the wire very robust.

300m, 593 29 77-02

# Beyond easy ownership

When you buy a Husqvarna product, you're choosing more than just equipment, you're investing in a superior solution backed by a trusted, world-renowned brand.

That's why we created Husqvarna Care™, designed to help you get the most out of our Husqvarna equipment for the entire life of the product. From regular service to extended warranties, Husqvarna and our dealer network are here to support you.

## Extend Warranty

Husqvarna Automower® comes with a standard warranty of two years. Now you can extend the warranty and your peace of mind for an additional three years.

- 2 years standard warranty
- Plus 3 years extended warranty
- Free warranty repairs

*Terms and conditions apply, visit [husqvarna.com](https://husqvarna.com) or ask in-store for details.*

## 45 Day Satisfaction Guarantee

We are so confident you will love your new Husqvarna Automower® that we are offering a 45 day satisfaction guarantee.

Purchase a new Husqvarna Automower®, have it installed by your local dealer and if, after 45 days, you're not completely satisfied, you will be entitled to a refund of your purchase price (no refund on installation charge).

*Terms and conditions apply, visit [husqvarna.com](https://husqvarna.com) or ask in-store for details.*

## Annual Service

Your Husqvarna Automower® works hard for you, often in dirty, dusty and even wet conditions. In order to keep it in good condition, regular service is key.

Our dealer network has trained technicians that follow a set service plan, update software and only use Husqvarna genuine parts ensuring up-time and quality.



## Installation is simple — especially if you let your dealer do it

Our authorised dealers have the experience and training to install Automower® robotic mowers efficiently and reliably. The layout will be perfectly adapted to your garden — taking topography, inclination, obstacles and separated work areas into account.

If you wish to install a Husqvarna Automower® yourself — which is quite simple once you know the basics — we recommend that you watch the how-to videos featured on the Husqvarna channel on YouTube.



**HOW TO INSTALL  
HUSQVARNA  
AUTOMOWER®**

**WATCH NOW**

# Garden life recharged

Husqvarna battery tools are the perfect companions to your Automower® — strong and silent, with no petrol or direct emissions to worry about. Our complete battery range offers long-lasting performance, high reliability and intuitive functions.

The powerful batteries can be used across the range, so you can easily switch between tasks and get your whole garden in shape in one go. It's another upgrade to your everyday, designed by Husqvarna.

## Battery Products




### Blower 120iB

This convenient and light-weighted battery blower features an easy-to-use keypad with three modes, fast acceleration and good ergonomics. The compact design, soft-grip and perfect balance will allow you to work efficiently while putting less strain on your body.



### Chainsaw 120i

Lightweight, easy to use battery chainsaw ideal for pruning or cutting small branches.




### Hedge Trimmer 215iHD45

Ideal for small to medium-sized hedges. It is easy to use, light in weight and the Li-ion technology drastically cuts noise levels.



### Trimmer 215iL

Light, convenient and easy to start trimmer for domestic use. Runs quietly on Li-ion battery. Great for trimming lawn edges.



### Combi Trimmer 325iLK

The detachable shaft on this powerful battery combi trimmer provides the user with great versatility for multiple applications. Use it as a trimmer, hedge trimmer, blower, pole saw and more.



### Battery Bli10 & Bli20

Dependable, high capacity batteries for extended run-time. Offers excellent cooling and features an intuitive 3-LED charge indicator.



### Charger 40-C80

A compact Husqvarna battery charger. For safe and efficient charging of Li-ion BLi batteries.



WHICH PRODUCT IS RIGHT FOR YOU?

FIND YOUR PERFECT MATCH



Follow us on social media



**HUSQVARNA AUSTRALIA PTY LTD**

ABN 45 115 475 619

Locked Bag 5, Central Coast BC, NSW 2252  
AUSTRALIA

**HUSQVARNA NEW ZEALAND LTD**

CO. NO. 111 861

PO Box 76-437, Manukau City 2241  
NEW ZEALAND

Copyright © 2022 Husqvarna AB (publ). All rights reserved. Husqvarna, Automower® and other product and feature marks are trademarks of Husqvarna Group as displayed at [www.international.husqvarna.com](http://www.international.husqvarna.com)

[www.husqvarna.com](http://www.husqvarna.com)



PART NUMBER: 590 45 84-01